

This all 316L stainless steel meter utilizes a float and tapered tube design which offers longer, more linear scales, better pointer stability and 40% greater accuracy than competitively priced products. A 4-20mA transmitter option adds to its versatility.

New Indicator Housing!



DESCRIPTION

Metering Tube	316L SS
Internal Components	316L SS
Fitting Material	316L SS
Inlet/Outlet Fittings	316L SS NPT or flange, vertical
O-Ring	Standard: Viton® Optional: Buna N, EPR, Kalrez®
Indicator Housing	Die-cast Aluminum / Powder Coated with Chemfilm base (RoHS Compliant) Rated IP66 (Excludes Alarm and Transmitter Cases)

PERFORMANCE

Capacities	Water	33 GPH to 450 GPM
	Air	4 to 100 SCFM
Scale	120 mm direct reading, detachable	
Accuracy	± 3% of full scale flow	
Turndown	10:1	
Repeatability	1 %	
Maximum Temperature	O-Ring Material	Max Temperature
	EPR	225° F (107° C)
	Buna-N	275° F (135° C)
	Viton®	350° F (177° C)
	Kalrez®	400° F (204° C)
Maximum Pressure	NPT fittings 1,500 psi	
	SS flange class	
	Temp F	150# 300# 600#
	200°	225 psi 600 psi 1,200 psi
	300°	200 psi 540 psi 1,100 psi
	400°	180 psi 515 psi 1,000 psi
Ambient Temperature	-40° F to 400° F (-40° C to 204° C)	

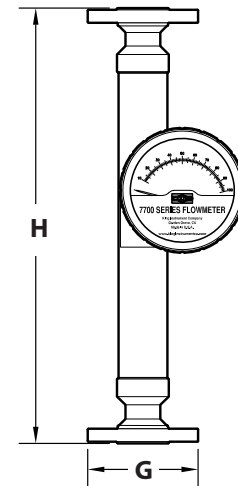
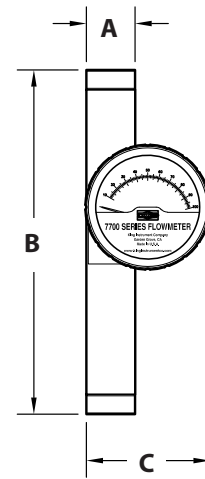
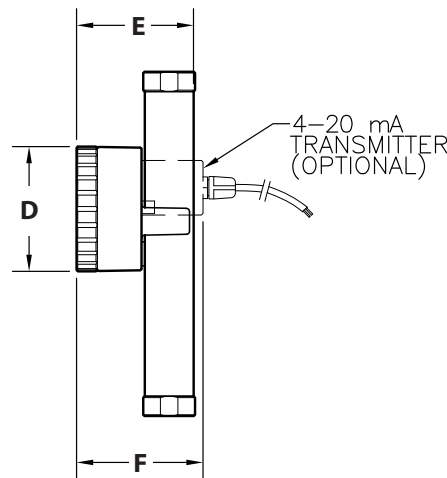
OPTIONS

Alarm	Single or dual, Inductive Slot Sensor 4-20 mA transmitter (See page 62)
Certified Calibrations	Conform to ISA RP 16.6
CRNs	All Canadian provinces
Scales	Any volumetric unit

DIMENSION DIAGRAMS

Water Order Number	Full Scale Flow GPM-Water
706	33.0 GPH - 1/2" FNPT
708	1.1 GPM - 1/2" FNPT
710	2.0 GPM - 1/2" FNPT
712	4.0 GPM - 1/2" FNPT
714	6.0 GPM - 1/2" FNPT
716	5.0 GPM - 1" FNPT
718	10.0 GPM - 1" FNPT
720	16.5 GPM - 1" FNPT
722	25.0 GPM - 1" FNPT
724	35.0 GPM - 1 1/2" FNPT
726	60.0 GPM - 1 1/2" FNPT
728	76.0 GPM - 2" FNPT
730	100.0 GPM - 2" FNPT
732	120.0 GPM - 2" FNPT
734	152.0 GPM - 2" FNPT
736	150.0 GPM - 3" FNPT
738	225.0 GPM - 3" FNPT
740	300.0 GPM - 4" FNPT
742	375.0 GPM - 4" FNPT
744	450.0 GPM - 4" FNPT

Air Order Number	Full Scale Flow SCFM - Air
707	4.0 SCFM - 1/2" FNPT
709	8.0 SCFM - 1/2" FNPT
711	16.5 SCFM - 1/2" FNPT
713	24 SCFM - 1/2" FNPT
715	20 SCFM - 1" FNPT
717	42 SCFM - 1" FNPT
719	76 SCFM - 1" FNPT
721	100 SCFM - 1" FNPT



Water Order Number	Dimensions (Inches) FNPT Connections						150 # Flange		300 # Flange	
	A	B	C	D	E	F	G	H	G	H
706 - 714	1.30	11	4.32	4.8	3.92	4.87	3.50	13.125	3.75	13.625
716 - 722	1.88	13.24	4.86	4.8	4.50	4.87	4.25	16.75	4.88	17.500
724 - 726	2.34	13.864	5.24	4.8	4.96	4.87	5.00	18.625	6.12	19.250
728 - 734	3.46	13.875	6.35	4.8	6.08	4.87	6.00	17.156	6.50	17.786
736 - 738	4.46	—	7.26	4.8	7.08	4.87	7.50	17.867	8.25	18.867
740 - 744	5.49	—	8.24	4.8	8.11	4.87	9.00	18.562	10.00	19.696

Air Order Number	Dimensions (Inches) FNPT Connections						150 # Flange		300 # Flange	
	A	B	C	D	E	F	G	H	G	H
707 - 713	1.30	11	4.32	4.8	3.92	4.87	3.50	13.125	3.75	13.625
715-721	1.88	13.24	4.86	4.8	4.50	4.87	4.25	16.75	4.88	17.500

ORDERING:

Use the following guide to determine the specific product number you require.

7	7	1								
Meter Series	Connection Type	Float Material	O-Ring Material	Optional Alarm/Transmitter	Order Number					
	FNPT Connections - 1	316L SS - 2	EPR - 1	None - 0	See Specifications					
	150# R.F. Flanged - 2		Buna-N - 2	With Transmitter - T						
	300# R.F. Flanged - 3		Viton® - 3	One Alarm (Inductive Slot Sensor) - A						
	600# R.F. Flanged*		Kalrez® - 4	Two Alarms (Inductive Slot Sensors) - D						

*Call factory for 600# R.F. flange availability