


# 7200 Series

ACRYLIC TUBE

A real value in general purpose rotameters. Vertical connections are from 3/8" NPT to 2" NPT.



## DESCRIPTION

<b>Metering Tube</b>	Machined cast acrylic
<b>Internal Components</b>	316L SS
<b>Fitting Material</b>	PVC (for water service only) 316 SS, brass, aluminum (for water and air service)
<b>Inlet/Outlet Fittings</b>	NPT, vertical
<b>O-Ring</b>	Standard: EPR Optional: Buna-N, Viton

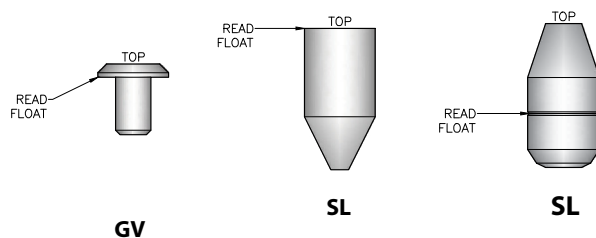
## PERFORMANCE

<b>Capacities</b>	Water 1 to 200 GPM Air 4 to 245 SCFM
<b>Scale</b>	127 mm (5") direct reading
<b>Accuracy</b>	± 3% to ± 6% of full scale flow See Specifications table
<b>Turndown</b>	10:1 unless otherwise indicated
<b>Repeatability</b>	1% to 2% See Specifications table
<b>Maximum Temperature</b>	Water 130° F (54° C) Air 100° F (38° C)
<b>Maximum Pressure</b>	Water 150 psig Air 125 psig
<b>Ambient Temperature</b>	33° F to 125° F (1° C to 52° C)

## OPTIONS

<b>Certified Calibrations</b>	Conform to ISA RP 16.6
<b>Scales</b>	Any volumetric unit

## FLOATS



**CAUTION:** Meters used in gas service are designed to operate at 14.7 psia. Meters used in pressure gas service must be shielded using 3/8" polycarbonate to protect personnel and equipment in the event of tube failure.

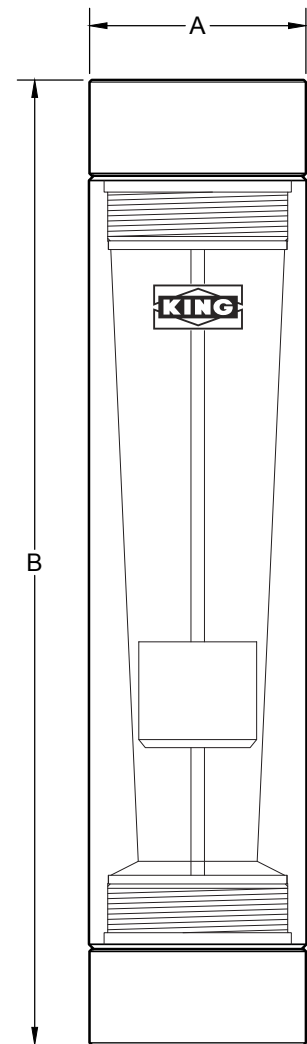
# 7200 Specifications

ACRYLIC TUBE

Order Number	Flow GPM Water	Flow SCFM Air	F.S. Accuracy Repeatability	Pressure Drop (Inches of water)	Float Type	Actual Turndown	Connection Size
0051	1	4.3	3%/2%	2.9	GV	10:1	3/8" FNPT
0052	1	4.3	3%/2%	2.9	GV	10:1	1/2" FNPT
0061	2	8	3%/2%	5.2	GV	10:1	3/8" FNPT
0062	2	8	3%/2%	5.2	GV	10:1	1/2" FNPT
0071	3.5	14	3%/2%	9.5	SL	10:1	3/8" FNPT
0072	3.5	14	3%/2%	9.5	SL	10:1	1/2" FNPT
0081	5	20	3%/2%	13.1	SL	10:1	3/8" FNPT
0082	5	20	3%/2%	13.1	SL	10:1	1/2" FNPT
0151	5	20	3%/1%	10	GV	10:1	1" FNPT
0161	10	43	3%/1%	12	SL	10:1	1" FNPT
0171	15	62	3%/1%	18	SL	10:1	1" FNPT
0181	21	86	3%/1%	22	SL	10:1	1" FNPT
0191	30.5	—	3%/1%	26	SL	10:1	1" FNPT
0201	40	—	6%/2%	32	SL	10:1	1 1/2" MNPT
0211	50	—	6%/2%	38	SL	10:1	1 1/2" MNPT
0221	40	165	4%/1%	18	SL	10:1	2" FNPT
0231	60	245	4%/1%	25	SL	10:1	2" FNPT
0241	80	—	4%/1%	30	SL	10:1	2" FNPT
0251	100*	—	4%/1%	35	SL	5:1	2" FNPT
0261	120*	—	6%/2%	45	SL	4:1	2" FNPT
0271	160*	—	6%/2%	60	SL	3.55:1	2" FNPT
0281	200*	—	6%/2%	80	SL	3.63:1	2" FNPT

\*These meters have less than 10:1 turndown.

## DIMENSION DIAGRAM



## ACTUAL TURNDOWN:

Order Number	Flow Range	Actual Turndown
0251	20-100 GPM	5:1
0261	30-120 GPM	4:1
0271	45-160 GPM	3.55:1
0281	55-200 GPM	3.63:1

## Dimensions (Inches)

Order Number	Dimensions	
	A	B
0051-0082	1.375"	8.25"
0151-0191	2.000"	10.25"
0201-0211	2.000"	12.06"
0221-0281	3.000"	13.25"

## ORDERING:

Use the following guide to determine the specific product number you require.

Meter Series	Order Number	Fitting Material	O-ring Material	Fluid Metered	Scale
7 2 0 5	See Specification above	Brass - 1 316L SS - 2 PVC* - 3 Aluminum - 6	EPR - 1 Buna-N - 2 Viton® - 3	GPM - Liquid - W SCFM - Air - A	Standard - Leave Blank Non-Standard - N

\*PVC for water service only