


7610 Series

GLASS TUBE

7610 models feature fully enclosed, 127 mm scale, borosilicate glass metering tube with 304 stainless steel case. In-line 316L fittings and internals or PVC fittings with Hastelloy® C-276 internals are suitable for a variety of applications.



DESCRIPTION

Metering Tube	Borosilicate Kinglass
Internal Components	Standard: 316L SS Optional: Hastelloy® C-276
Fitting Material	Standard: 316L SS Optional: PVC
Inlet/Outlet Fittings	FNPT, vertical
O-Ring	Standard: Viton® Optional: Buna N, EPR, and Kalrez®
Case and Covers	304 SS case Polycarbonate shield

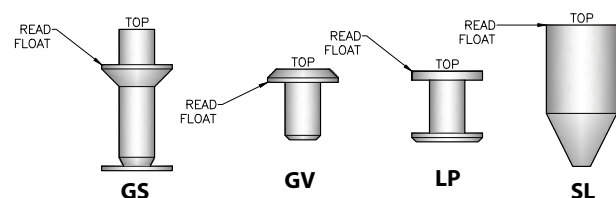
PERFORMANCE

Capacities	Water 0.25 to 116 GPM Air 1 to 245 SCFM
Scale	127 mm (5") direct reading, detachable
Accuracy	± 3% of full scale flow
Turndown	10:1
Repeatability	0.5%
Maximum Temperature	316L SS fittings 200° F (93° C) PVC fittings 110° F (43° C)
Maximum Pressure	316L SS fittings 250 psig, size 3 & 4 316L SS fittings 200 psig, size 5 & 6 316L SS fittings 150 psig, size 8 & 9 PVC fittings 100 psig
Ambient Temperature	33° F to 125° F (1° C to 52° C)

OPTIONS

Alarm	Latching Reed Switch (See page 55)
Certified Calibrations	Conform to ISA RP 16.6
Scales	Any volumetric unit

FLOATS



7610 Specifications

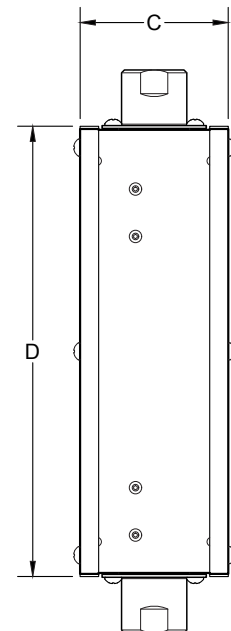
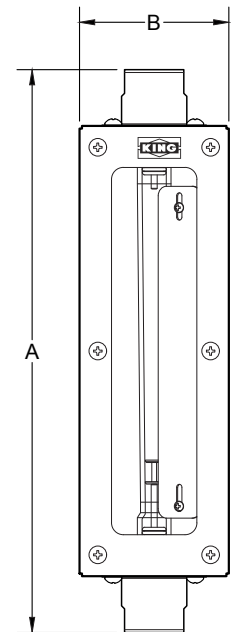
GLASS TUBE

Order No.	Full Scale Flow GPM - Water	Alarm Option	Order No.	Full Scale Flow SCFM - Air	Alarm Option	Float Number	Float Type	Pressure Drop (Inches of Water)	Tube Size - Number*
31W	.25	No	31A	1.0	No	3/8-LPG-01	LP	—	3G - 3/8-20-G-5
32W	.36	No	32A	1.5	No	3/8-SLG-01	SL	2	3G - 3/8-20-G-5
33W	.74	No	33A	3.0	No	3/8-SLG-02	SL	5	3G - 3/8-20-G-5
41W	1.0	No	41A	4.2	No	1/2-LPG-01	LP	6	4G - 1/2-27-G-5
43W	2.0	Yes	43A	8.2	Yes	1/2-SLG-01	GS	10	4G - 1/2-27-G-5
51W	1.5	No	51A	6.0	No	3/4-LPG-01	LP	3	5G - 3/4-30-G-5
52W	3.8	Yes	52A	16.0	Yes	3/4-GSG-01	GS	10	5G - 3/4-30-G-5
53W	5.0	Yes	53A	21.5	Yes	3/4-SLG-01	SL	14	5G - 3/4-30-G-5
61W	6.0	No	61A	25.5	No	1-GVP-01	GV	5	6P - 1-33-P-5
62W	7.4	No	62A	30.0	No	1-GVP-02	GV	6	6P - 1-33-P-5
63W	9.6	No	63A	40.0	No	1-GSP-01	GS	10	6P - 1-33-P-5
64W	11.0	No	64A	45.0	No	1-GSP-02	GS	13	6P - 1-33-P-5
65W	14.0	No	65A	62.0	No	1-GSP-03	GS	24	6P - 1-33-P-5
66W	20.0	Yes	66A	90.0	Yes	1-SLP-01	SL	39	6P - 1-33-P-5
67W	26.0	Yes	—	—	—	1-SLP-02	SL	45	6P - 1-33-P-5
81W	22.0	Yes	81A	90.0	Yes	1 1/2-GVP-01	GV	16	8P - 1 1/2-34-P-5
82W	44.0	Yes	82A	180.0	Yes	1 1/2-SLP-01	SL	30	8P - 1 1/2-34-P-5
83W	61.0	Yes	83A	250.0	Yes	1 1/2-SLP-02	SL	40	8P - 1 1/2-34-P-5
91W	41.0	Yes	91A	160.0	Yes	2-GVP-01	GV	5	9P - 2-33-P-5
92W	60.0	Yes	92A	245.0	Yes	2-GSP-01	GS	16	9P - 2-33-P-5
93W	86.0	Yes	—	—	—	2-SLP-01	SL	25	9P - 2-33-P-5
94W	116.0	Yes	—	—	—	2-SLP-02	SL	45	9P - 2-33-P-5

* Tubes designated "G" have rib-guided floats.
Tubes designated "P" have pole-guided floats.

Water Order Number	Air Order Number	Dimensions (Inches)				Connection Size FNPT
		A	B	C	D	
31W - 43W	31A - 43A	11.875	3.15	3.125	9.50	1/2"
51W - 67W	51A - 66A	13.75	3.95	3.90	10.60	1"
81W - 94W	81A - 92A	16	5.312	5.375	11.80	2"

DIMENSION DIAGRAMS



ORDERING:

Use the following guide to determine the specific product number you require.

Meter Series	Fitting Material	Float Material	O-Ring Material	Alarm	Order Number
7 6 1	316L SS - 2 PVC (not for air service) - 3	316L SS - 2 Hastelloy® C-276 - 4	EPR - 1 Buna-N - 2 Viton® - 3 Kalrez® - 4	No Alarm - 0 Alarm - A	See Specification above