


9000 Silver Series

GLASS TUBE

35 flow ranges in 6 tube sizes with full horizontal and vertical connection options make these flowmeters the most versatile removable glass tube meters available. The powder-coated 304 stainless steel case and 304 stainless steel cover with polycarbonate shield will tolerate most corrosive applications.



DESCRIPTION

Metering Tube	Borosilicate Kinglass
Internal Components	Standard: 316L SS Optional: Hastelloy®C-276
Fitting Material	Standard: 316L SS Optional: PVDF (FNPT Only)
Inlet/Outlet Fittings	FNPT or flange, vertical or horizontal
O-Ring	Standard: Viton® Optional: Buna N, EPR, and Kalrez®
Case	Powder-coated 304 SS
Cover	Polycarbonate shield with 304SS cover

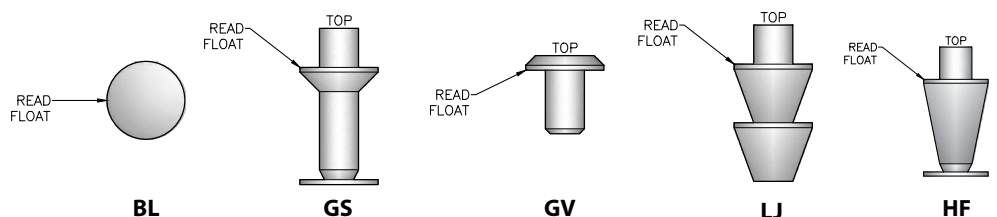
PERFORMANCE

Capacities	Water	0.23 to 85 GPM
	Air	1.15 to 285 SCFM
Scale	Size 3 to 6	250 mm (10")
	Size 8 to 9	200 mm (8")
		direct reading, detachable scales
Accuracy	± 2% of full scale flow	
Turndown	10:1	
Repeatability	0.5%	
Maximum Temperature	316L SS fittings	200° F (93° C)
	PVDF fittings	200° F (93° C)
Maximum Pressure	316L SS fittings	300 psig, size 3 & 4
	316L SS fittings	250 psig, size 5 & 6
	316L SS fittings	75 psig, size 8 & 9
	PVDF fittings	150 psig, size 3 & 4
	PVDF fittings	150 psig, size 5 & 6
	PVDF fittings	75 psig, size 8 & 9
Ambient Temperature	33° F to 200°F (1° C to 93° C)	

OPTIONS

Alarm	Latching Reed Switch (See page 56)
Certified Calibrations	Conform to ISA RP 16.6
Scales	Any volumetric unit.

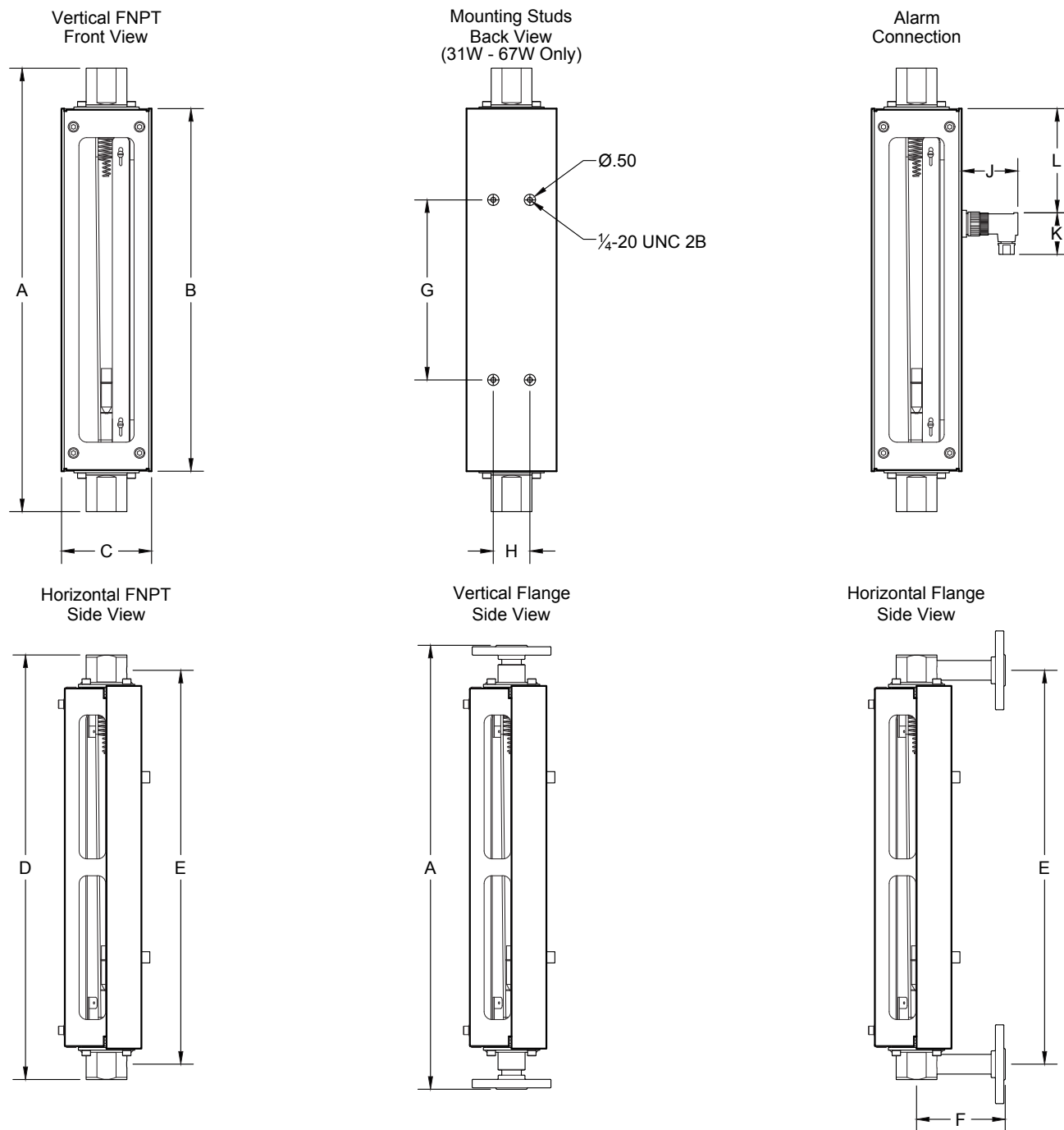
FLOATS



9000 Silver Series Specifications

GLASS TUBE

DIMENSION DIAGRAMS



Water Order Number	Air Order Number	Case And Fittings (Inches)					Mounting			Alarm Connection		
		A	B	C	D	E	F	G	H	J	K	L
31W - 47W	31A - 47A	19.70	16.1	4.13	18.86	17.5	3.94	8.00	1.63	2.5	1.85	4.63
51W - 67W	51A - 67A	19.70	16.1	4.13	18.86	17.5	4.72	8.00	1.63	2.5	1.85	4.63
81W - 95W	81A - 94A	19.78	16.3	5.75	23.26	20.5	5.12	*	*	2.5	1.85	4.83

* MOUNTING STUDS ARE NOT AVAILABLE IN SIZE 8 AND 9

9000 Silver Series Specifications

GLASS TUBE

Order Number	Full Scale Flow GPM - Water	Order Number	Full Scale Flow SCFM - Air	Float Number	Float Type	Alarm Option	Pressure Drop (Inches of Water)	Connection Size FNPT	Connection Size Flange
31W	0.23	31A	1.15	3-BLG-01	BL	No	4	1/2"	1/2"
32W	0.49	32A	2.10	3-BLG-02	BL	No	4	1/2"	1/2"
33W	.64	33A	2.64	3-HFG-01	HF	Yes	4	1/2"	1/2"
34W	.77	34A	3.20	3-LJG-01	LJ	Yes	4	1/2"	1/2"
41W	1.1	41A	4.20	4-GVG-01	GV	Yes	6	1/2"	1/2"
42W	1.3	42A	5.50	4-GSG-01	GS	Yes	6	1/2"	1/2"
43W	1.5	43A	6.20	4-GVG-02	GV	Yes	8	1/2"	1/2"
44W	1.8	44A	7.60	4-GSG-02	GS	Yes	9	1/2"	1/2"
45W	2.2	45A	9.00	4-GSG-03	GS	Yes	15	1/2"	1/2"
46W	2.5	46A	10.2	4-GSG-03	GS	Yes	19	1/2"	1/2"
47W	3.4	47A	14.0	4-GSG-04	GS	Yes	27	1/2"	1/2"
51W	2.5	51A	10.0	5-GVG-01	GV	Yes	6	3/4"	1"
52W	3.0	52A	12.0	5-GSG-01	GS	Yes	6	3/4"	1"
53W	3.5	53A	14.4	5-GSG-02	GS	Yes	10	3/4"	1"
54W	4.0	54A	16.4	5-GVG-02	GV	Yes	15	3/4"	1"
55W	5.0	55A	20.0	5-LJG-01	LJ	Yes	41	3/4"	1"
61W	6.5	61A	26.8	6-GSG-01	GS	Yes	13	3/4"	1"
62W	7.0	62A	28.8	6-GVG-01	GV	Yes	20	3/4"	1"
63W	8.2	63A	34.0	6-GSG-02	GS	Yes	27	3/4"	1"
64W	10.5	64A	44.0	6-GVG-02	GV	Yes	30	3/4"	1"
65W	13.0	65A	54.0	6-GSG-03	GS	Yes	32	3/4"	1"
66W	16.0	66A	66.0	6-GVG-03	GV	Yes	48	3/4"	1"
67W	20.0	67A	82.0	6-HFG-01	HF	Yes	97	3/4"	1"
81W	15.0	81A	61.0	8-GVG-01	GV	Yes	8	1 1/2"	1 1/2"
82W	20.0	82A	82.0	8-GVG-02	GV	Yes	13	1 1/2"	1 1/2"
83W	25.0	83A	103.0	8-GVG-03	GV	Yes	22	1 1/2"	1 1/2"
84W	28.0	84A	122.0	8-GSG-01	GS	Yes	30	1 1/2"	1 1/2"
85W	32.0	85A	145.0	8-GSG-02	GS	Yes	24	1 1/2"	1 1/2"
86W	36.0	86A	155.0	8-HFG-01	HF	Yes	43	1 1/2"	1 1/2"
91W	41.0	91A	165.0	9-GVG-01	GV	Yes	28	1 1/2"	1 1/2"
92W	50.0	92A	195.0	9-GVG-02	GV	Yes	44	1 1/2"	1 1/2"
93W	60.0	93A	245.0	9-GSG-01	GS	Yes	36	1 1/2"	1 1/2"
94W	70.0	94A	285.0	9-HFG-01	HF	Yes	62	1 1/2"	1 1/2"
95W	85.0	---	---	9-LJG-01	LJ	Yes	88	1 1/2"	1 1/2"

* MOUNTING STUDS ARE NOT AVAILABLE IN SIZE 8 AND 9

ORDERING:

Use the following guide to determine the specific product number you require.

Meter Series	Fitting Type/Material	Float Material	O-Ring Material	Order Number	Alarm
9 0 0	Vertical FNPT - 316L SS - 1 Horizontal FNPT - 316L SS - 2 Vertical Flange -316L SS - 150# - 3 Horizontal Flange -316L SS- 150# - 4 Vertical Flange -316L SS - 300# - 5 Horizontal Flange -316L SS - 300# - 6 Vertical FNPT - PVDF - 7 Horizontal FNPT - PVDF - 8	316L SS - 2 Hastelloy® C-276 - 4 Glass - 5 (For 31A & 31W only)	EPR - 1 Buna-N - 2 Viton® - 3 Kalrez® - 4	See Specification above	No Alarm - 0 With Alarm - 1 Dual Alarm - 2 See Specification table for availability