


7459 Series

GLASS TUBE

Expanding the line of side plate construction rotameters is the 7459 Series. These models feature a 250 mm scale borosilicate glass tube with aluminum side plates and a polycarbonate shield. Connections are vertical FNPT, 316L stainless steel.



DESCRIPTION

Metering Tube	Borosilicate Kinglass®
Internal Components	Standard: 316L SS
Fitting Material	Standard: 316L SS
Inlet/Outlet Fittings	NPT, vertical connection: Sizes 3 & 4: ½" FNPT Size 5: ¾" FNPT Size 6: 1" FNPT Size 8 & 9: 1 ½" FNPT
O-Ring	Standard: Viton® Optional: Buna N, EPR, Kalrez®

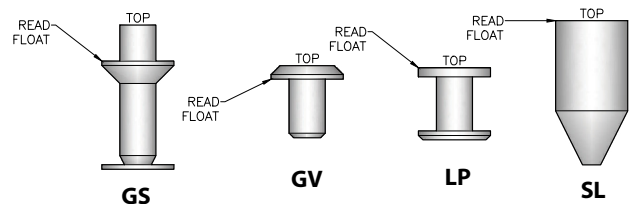
PERFORMANCE

Capacities	Water 0.22 to 100 GPM Air 0.9 to 350 SCFM
Scale	250 mm (10") direct reading, detachable
Accuracy	± 2% of full scale flow
Turndown	10:1
Repeatability	0.5%
Max Temperature	Gases 250° F (121° C) Liquids 200° F (93° C)
Maximum Pressure	Sizes 3 & 4: 350 psig Size 5: 175 psig Size 6, 8 & 9: 125 psig
Ambient Temperature	33° F to 125° F (1° C to 52° C)

OPTIONS

Certified Calibrations	Conform to ISA RP 16.6
Scales	Any volumetric unit

FLOATS

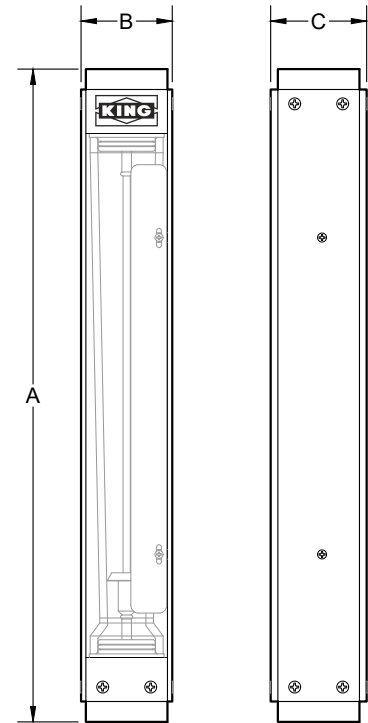


7459 Specifications

GLASS TUBE

Order No.	Full Scale Flow GPM - Water	Order No.	Full Scale Flow SCFM - Air	Float No.	Float Type	Pressure Drop (Inches of Water)	Tube Size*	Tube No.	Connect. Size FNPT
31W	0.220	31A	.9	3/8-LPG-01	LP	—	3/8-20-G-10	3G	1/2"
32W	0.315	32A	1.4	3/8-SLG-01	SL	2	3/8-20-G-10	3G	1/2"
33W	0.640	33A	2.7	3/8-SLG-02	SL	7	3/8-20-G-10	3G	1/2"
41W	0.77	41A	3.4	1/2-LPG-01	LP	6	1/2-32-G-10	4G	1/2"
42W	1.02	42A	4.4	1/2-LPG-02	LP	10	1/2-32-G-10	4G	1/2"
43W	1.20	43A	5.0	1/2-GVG-01	GV	10	1/2-32-G-10	4G	1/2"
44W	1.44	44A	6.1	1/2-GSG-01	GS	15	1/2-32-G-10	4G	1/2"
45W	1.92	45A	8.5	1/2-SLG-01	SL	28	1/2-32-G-10	4G	1/2"
46W	2.26	46A	10.2	1/2-SLG-02	SL	41	1/2-32-G-10	4G	1/2"
51W	1.1	51A	4.5	3/4-LPG-01	LP	1	3/4-28-G-10	5G	3/4"
52W	2.4	52A	10.0	3/4-GVG-01	GV	4	3/4-28-G-10	5G	3/4"
53W	3.0	53A	12.0	3/4-GSG-01	GS	5	3/4-28-G-10	5G	3/4"
54W	3.3	54A	13.2	3/4-GVG-02	GV	6	3/4-28-G-10	5G	3/4"
55W	4.0	55A	16.4	3/4-GSG-02	GS	6	3/4-28-G-10	5G	3/4"
56W	5.2	56A	22.0	3/4-SLG-01	SL	18	3/4-28-G-10	5G	3/4"
61W	6.9	—	—	1-LPG-02	LP	4	1-32-G-10	6G	1"
62W	9.8	—	—	1-SLG-01	SL	8	1-32-G-10	6G	1"
63W	12.6	—	—	1-SLG-02	SL	13	1-32-G-10	6G	1"
64W	6.7	64A	27.0	1-LPP-01	LP	4	1-40-P-10	6P	1"
65W	7.4	65A	30.0	1-GVP-01	GV	6	1-40-P-10	6P	1"
66W	8.5	66A	35.0	1-GVP-02	GV	8	1-40-P-10	6P	1"
67W	10.4	67A	42.5	1-GSP-01	GS	10	1-40-P-10	6P	1"
68W	11.6	68A	46.5	1-GVP-03	GV	15	1-40-P-10	6P	1"
69W	12.0	69A	50.0	1-GSP-02	GS	14	1-40-P-10	6P	1"
610W	15.6	610A	63.0	1-GSP-03	GS	24	1-40-P10	6P	1"
611W	21.6	611A	100.0	1-SLP-01	SL	61	1-40-P10	6P	1"
612W	27.5	—	—	1-SLP-02	SL	85	1-40-P10	6P	1"
613W	34.5	—	—	1-SLP-03	SL	110	1-40-P10	6P	1"
84W	17.0	84A	70.0	1 1/2-GVP-01	GV	10	8P - 1 1/2-32-P-10	8P	1 1/2"
85W	21.2	85A	87.0	1 1/2-GVP-02	GV	13	8P - 1 1/2-32-P-10	8P	1 1/2"
86W	22.2	—	—	1 1/2-GSP-01	GS	14	8P - 1 1/2-32-P-10	8P	1 1/2"
87W	24.8	87A	102.0	1 1/2-GVP-03	GV	18	8P - 1 1/2-32-P-10	8P	1 1/2"
88W	28.5	—	—	1 1/2-GSP-02	GS	20	8P - 1 1/2-32-P-10	8P	1 1/2"
89W	35.0	—	—	1 1/2-GSP-03	GS	24	8P - 1 1/2-32-P-10	8P	1 1/2"
94W	41.5	94A	170.0	2-GVP-01	GV	20	9P - 2-30-P-10	9P	1 1/2"
95W	58.0	95A	240.0	2-GSP-01	GS	25	9P - 2-30-P-10	9P	1 1/2"
96W	65.0	96A	270.0	2-GSP-02	GS	30	9P - 2-30-P-10	9P	1 1/2"
97W	85.0	97A	350.0	2-SLP-00	SL	40	9P - 2-30-P-10	9P	1 1/2"
98W	100.0	—	—	2-SLP-01	SL	50	9P - 2-30-P-10	9P	1 1/2"

DIMENSION DIAGRAMS



Water Order Number	Air Order Number	Dimensions (Inches)		
		A	B	C
31W - 46W	31A - 46A	17	2.5	2.375
51W - 56W	51A - 56A	17	2.5	2.375
61W - 613W	61A - 613A	17	2.5	2.375
84W - 98W	84A - 98A	19	4.5	4.500

* Tubes designated "G" have rib-guided floats. Tubes designated "P" have pole-guided floats.

ORDERING:

Use the following guide to determine the specific product number you require.

7	4	5			*			
---	---	---	--	--	---	--	--	--

Meter Series	Order Number	Fitting Material	O-Ring Material	Scale
	See Specifications	316L SS - 2	EPR - 1	Millimeter - 1
	* Only use this 4th box with order numbers 610W thru 613W. Otherwise leave blank.		Buna-N - 2	GPM Water@70°F - 2
			Viton® - 3	LPM Water@70°F - 3
			Kalrez® - 4	SCFM Air@STP - 4
				SLPM Air@STP - 5
				Non standard - 6