


7470 Series

GLASS TUBE

Available with NPT or flange connections, vertical or horizontal, this 127 mm scale glass tube meter offers value and versatility in 304 stainless steel case construction.



DESCRIPTION

Metering Tube	Borosilicate Kinglass
Internal Components	Standard: 316L SS Optional: Hastelloy® C-276
Fitting Material	Standard: 316L SS Optional: PVC (vertical connections only)
Inlet/Outlet Fittings	FNPT or flange, vertical or horizontal
O-Ring	Standard: Viton® Optional: Buna-N, EPR, and Kalrez®
Case and Covers	304 SS case Polycarbonate shield

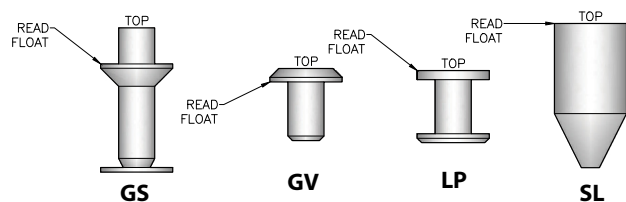
PERFORMANCE

Capacities	Water 0.25 to 116 GPM Air 1 to 245 SCFM
Scale	127 mm (5") direct reading, detachable
Accuracy	± 3% of full scale flow
Turndown	10:1
Repeatability	0.5%
Max Temperature	316L SS fittings only Gases 250° F (121° C) 316L SS fittings Liquids 200° F (93° C) PVC fittings Liquids 110° F (43° C)
Max Pressure	316L SS fittings 250 psig, size 3 & 4 316L SS fittings 200 psig, size 5 & 6 316L SS fittings 150 psig, size 8 & 9 PVC fittings 150 psig
Ambient Temperature	33° F to 125° F (1° C to 52° C)

OPTIONS

Alarm	Latching Reed Switch (Page 55)
Certified Calibrations	Conform to ISA RP 16.6
Scales	Any volumetric unit

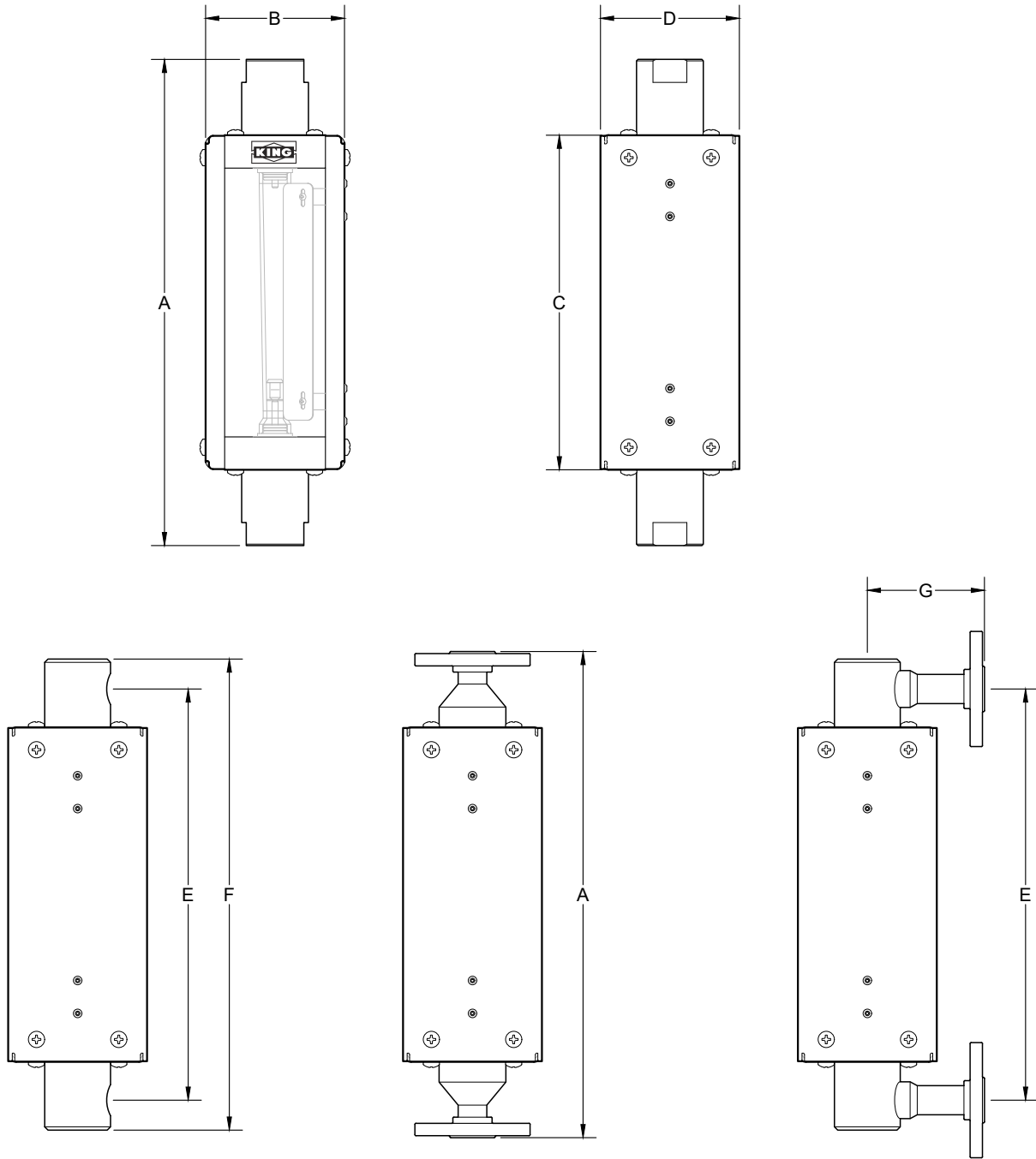
FLOATS



7470 Specifications

GLASS TUBE

DIMENSION DIAGRAMS



Water Order Number	Air Order Number	Dimensions (Inches)						
		A	B	C	D	E	F	G
31W - 43W	31A - 66A	14.78	4.22	10.13	4.22	12.50	14.32	3.56
51W - 67W	31A - 66A	14.78	4.22	10.13	4.22	12.50	14.32	3.56
81W - 94W	81A - 92A	13.86	5.90	10.18	5.90	14.50	17.25	5.00

7470 Specifications

GLASS TUBE

Order No.	Full Scale Flow GPM - Water	Alarm Opt.	Order No.	Full Scale Flow SCFM - Air	Alarm Opt.	Float Number	Float Type	Pressure Drop (Inches of Water)	Tube Size - Number*	Connection Size FNPT	Flange
31W	.25	No	31A	1.0	No	3/8-LPG-01	LP	---	3G - 3/8-20-G-5	3/4"	1/2"
32W	.36	No	32A	1.5	No	3/8-SLG-01	SL	2	3G - 3/8-20-G-5	3/4"	1/2"
33W	.74	No	33A	3.0	No	3/8-SLG-02	SL	5	3G - 3/8-20-G-5	3/4"	1/2"
41W	1.0	No	41A	4.2	No	1/2-LPG-01	LP	6	4G - 1/2-27-G-5	3/4"	1/2"
43W	2.0	Yes	43A	8.2	Yes	1/2-SLG-01	GS	10	4G - 1/2-27-G-5	3/4"	1/2"
51W	1.5	No	51A	6.0	No	3/4-LPG-01	LP	3	5G - 3/4-30-G-5	3/4"	1"
52W	3.8	Yes	52A	16.0	Yes	3/4-GSG-01	GS	10	5G - 3/4-30-G-5	3/4"	1"
53W	5.0	Yes	53A	21.5	Yes	3/4-SLG-01	SL	14	5G - 3/4-30-G-5	3/4"	1"
61W	6.0	No	61A	25.5	No	1-GVP-01	GV	5	6P - 1-33-P-5	3/4"	1"
62W	7.4	No	62A	30.0	No	1-GVP-02	GV	6	6P - 1-33-P-5	3/4"	1"
63W	9.6	No	63A	40.0	No	1-GSP-01	GS	10	6P - 1-33-P-5	3/4"	1"
64W	11.0	No	64A	45.0	No	1-GSP-02	GS	13	6P - 1-33-P-5	3/4"	1"
65W	14.0	No	65A	62.0	No	1-GSP-03	GS	24	6P - 1-33-P-5	3/4"	1"
66W	20.0	Yes	66A	90.0	Yes	1-SLP-01	SL	39	6P - 1-33-P-5	3/4"	1"
67W	26.0	Yes	—	—	—	1-SLP-02	SL	45	6P - 1-33-P-5	3/4"	1"
81W	22.0	Yes	81A	90.0	Yes	1 1/2-GVP-01	GV	16	8P - 1 1/2-34-P-5	1 1/2"	1 1/2"
82W	30.0	No	82A	125.0	No	1 1/2-GVP-02	SL	23	8P - 1 1/2-34-P-5	1 1/2"	1 1/2"
83W	44.0	Yes	83A	180.0	Yes	1 1/2-SLP-01	SL	30	8P - 1 1/2-34-P-5	1 1/2"	1 1/2"
84W	50.0	Yes	84A	200.0	Yes	1 1/2-SLP-02	SL	35	8P - 1 1/2-34-P-5	1 1/2"	1 1/2"
85W	61.0	Yes	85A	250.0	Yes	1 1/2-SLP-03	SL	40	8P - 1 1/2-34-P-5	1 1/2"	1 1/2"
91W	41.0	Yes	91A	160.0	Yes	2-GVP-01	GV	5	9P - 2-33-P-5	1 1/2"	1 1/2"
92W	60.0	Yes	92A	245.0	Yes	2-GSP-01	GS	16	9P - 2-33-P-5	1 1/2"	1 1/2"
93W	86.0	Yes	—	—	—	2-SLP-01	SL	25	9P - 2-33-P-5	1 1/2"	1 1/2"
94W	116.0	Yes	—	—	—	2-SLP-02	SL	45	9P - 2-33-P-5	1 1/2"	1 1/2"

* Tubes designated "G" have rib-guided floats.
Tubes designated "P" have pole-guided floats.

ORDERING:

Use the following guide to determine the specific product number you require.

Meter Series	Fitting Material	Float Material	O-Ring Material	Order Number	Alarm
7 4 7	Vertical FNPT - 316L SS - 1 Horizontal FNPT - 316L SS - 2 Vertical Flange - 150# - 3 Vertical Flange - 300# - 4 Horizontal Flange - 150# - 5 Horizontal Flange - 300# - 6 Vertical FNPT-PVC - 7 (not for air)	316L SS - 2 Hastelloy® C-276 - 4	EPR - 1 Buna - N - 2 Viton® - 3 Kalrez® - 4	See Specification above	Check Specifications for availability Without Alarm - 0 With Alarm - 1