


# 7510 / 7511 Series

ACRYLIC TUBE

Acrylic block construction with direct reading scales have white screen printed backs to enhance scale readability. Connections are in-line for easy installation.



## DESCRIPTION

<b>Metering Tube</b>	Machined cast acrylic
<b>Internal Components</b>	316L SS
<b>Fitting Material</b>	Standard: PVC Optional: 316L SS, brass
<b>Inlet/Outlet Fittings</b>	FNPT, vertical
<b>O-Ring</b>	Standard: EPR Optional: Buna N, Viton

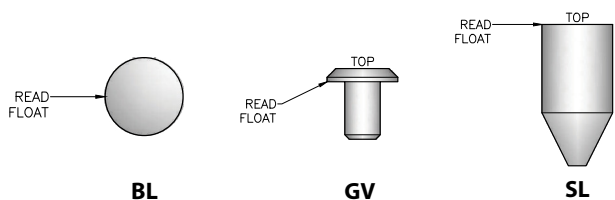
## PERFORMANCE

<b>Capacities</b>	Water 7 GPH to 20 GPM Air 2.6 SCFH to 60 SCFM
<b>Scale</b>	50mm, 65mm, 100mm, 127mm, 250mm direct reading
<b>Accuracy</b>	± 6% of full scale flow, 50mm scale ± 5% of full scale flow, 65mm scale ± 4% of full scale flow, 100mm scale ± 3% of full scale flow, 127mm scale ± 2% of full scale flow, 250mm scale
<b>Turndown</b>	10:1 Unless otherwise noted
<b>Repeatability</b>	3%, 50 mm scale 2%, 75 mm scale 2%, 100 mm scale 2%, 127 mm scale 0.5%, 250 mm scale
<b>Maximum Temperature</b>	Liquid 130° F (54° C) Gases 100° F (38° C)
<b>Maximum Pressure</b>	Water 150 psig Air 125 psig
<b>Ambient Temperature</b>	33° F to 125° F (1° C to 52° C)

## OPTIONS

<b>Certified Calibrations</b>	Conform to ISA RP 16.6
<b>Scales</b>	Any volumetric unit

## FLOATS



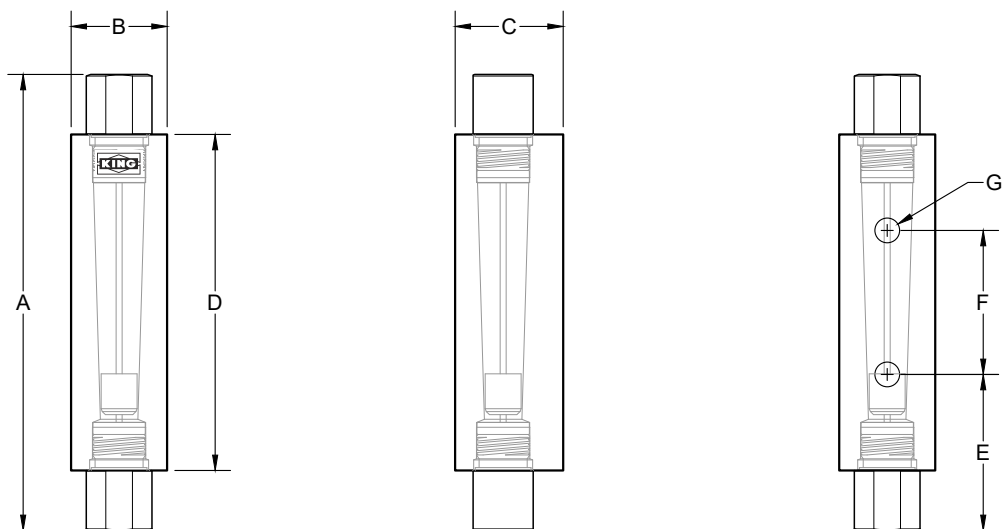
**CAUTION:** Meters used in gas service are designed to operate at 14.7 psia. Meters used in pressure gas service must be shielded using 3/8" polycarbonate to protect personnel and equipment in the event of tube failure.

# 7510 / 7511 Specifications

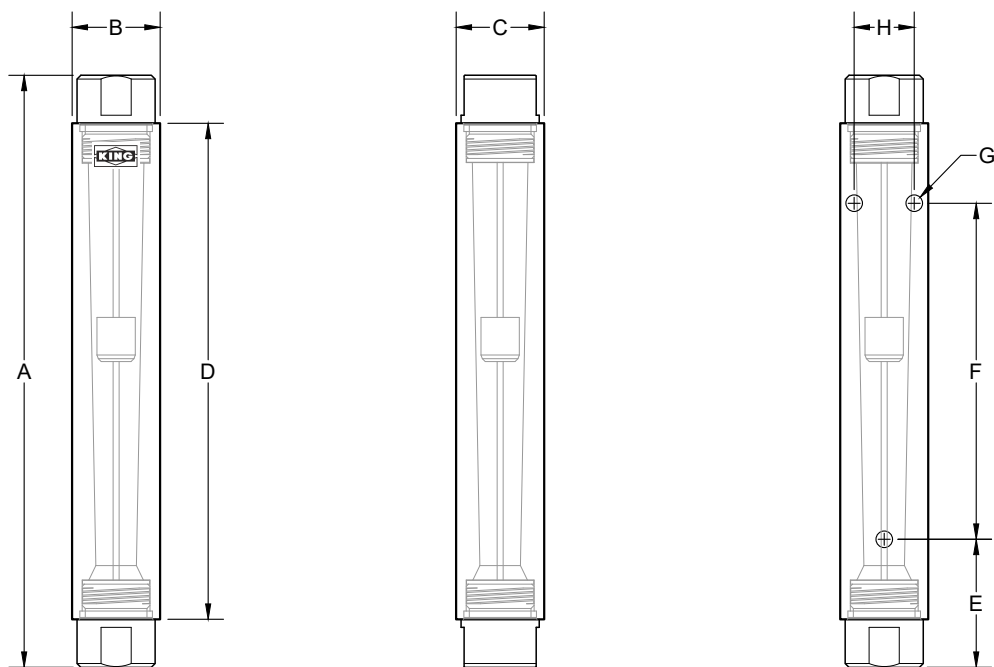
ACRYLIC TUBE

## DIMENSION DIAGRAMS

2A BLOCKS



2B / 5B / 6A / 7A BLOCKS



# 7510 / 7511 Specifications

ACRYLIC TUBE

Water Order Number	Air Order Number	Dimensions (Inches)								Connection Size
		A	B	C	D	E	F	G	H	
Block #2A*, 50mm (2 Inch) Scale										
2A-02 - 2A-12	2A-01 - 2A-17	4.75	1	1.125	3.50	1	1.50	10-32		¼" FNPT*
Block #2B, 65mm (2 1/2 Inch) Scale										
2B-02 - 2B-08	2B-01 - 2B-07	6.50	1.375	1.375	5	1.25	2.50	10-32	.937	½" FNPT
Block #5B, 127mm (5 Inch) Scale										
5B-02 - 5B-08	5B-01 - 5B-07	9.25	1.375	1.375	7.75	1.25	5.25	10-32	.937	½" FNPT
Block #6A, 100mm (4 Inch) Scale										
6A-02 - 6A-06	6A-01 - 6A-03	8.375	1.78	1.812	6.625	1.312	4	10-32	1.25	1" FNPT
Block #7A, 250mm (10 Inch) Scale										
7A-02 - 7A-08	7A-01 - 7A-07	14.78	1.78	1.812	13	2.50	8	10-32	1.25	¾" FNPT

\*Block 2A has ¼" FNPT with brass or stainless steel fitting, ¼" MNPT with PVC fittings

\*\* 10-32 female thread (mounting screws not supplied)

Order Number	Float	Flow Water	Order Number	Float	Flow Air
Block #2A, 50mm (2 Inch) Scale					
—	—	—	2A-01*	BL	2.6 SCFH
—	—	—	2A-03**	BL	5 SCFH
—	—	—	2A-05*	BL	10 SCFH
—	—	—	2A-07*	BL	20 SCFH
2A-02	SL	7 GPH	2A-09**	BL	30 SCFH
2A-04	SL	12 GPH	2A-11***	SL	70 SCFH
2A-06	SL	22 GPH	2A-13	SL	100 SCFH
2A-08	SL	44 GPH	2A-15	SL	180 SCFH
2A-10	SL	60 GPH	2A-17	SL	4 SCFM
2A-12	SL	75 GPH	—	—	—

\*These meters have glass ball floats.

\*\*These meters have stainless steel ball floats.

\*\*\* These meters have less than 10:1 turndown.

Order Number	Float	Flow Water	Order Number	Float	Flow Air
Block #2B, 65mm (2 1/2 Inch) Scale					
2B-02	GV	1 GPM	2B-01	GV	4 SCFM
2B-04	GV	2 GPM	2B-03	GV	8 SCFM
2B-06	SL	3.6 GPM	2B-05	SL	15 SCFM
2B-08	SL	5 GPM	2B-07	SL	20 SCFM
Block #5B, 127mm (5 Inch) Scale					
5B-02	GV	1 GPM	5B-01	GV	4.2 SCFM
5B-04	GV	2 GPM	5B-03	GV	8.2 SCFM
5B-06	SL	3.5 GPM	5B-05	SL	15 SCFM
5B-08	SL	5 GPM	5B-07	SL	21 SCFM
Block #6A, 100mm (4 Inch) Scale					
6A-02	SL	10 GPM	6A-01	SL	40 SCFM
6A-04	SL	15 GPM	6A-03	SL	60 SCFM
6A-06	SL	20 GPM	—	—	—
Block #7A, 250mm (10 Inch) Scale					
7A-02	GV	2 GPM	7A-01	GV	8 SCFM
7A-04	GV	3.5 GPM	7A-03	GV	14.8 SCFM
7A-06	GV	5 GPM	7A-05	GV	20 SCFM
7A-08	SL	10 GPM	7A-07	SL	42 SCFM

## ORDERING:

Use the following guide to determine the specific product number you require.

Meter Series	Fitting Material	O-Ring Material	Order Number	Scale
7510 - 2A, 6A, 7A	Brass - 1	EPR - 1	See Specifications	Standard - Leave Blank
7511 - 2B, 5B	PVC - 2	Buna-N - 2		Non Standard - N
	316L SS - 3	Viton - 3		